



SL-302 Series



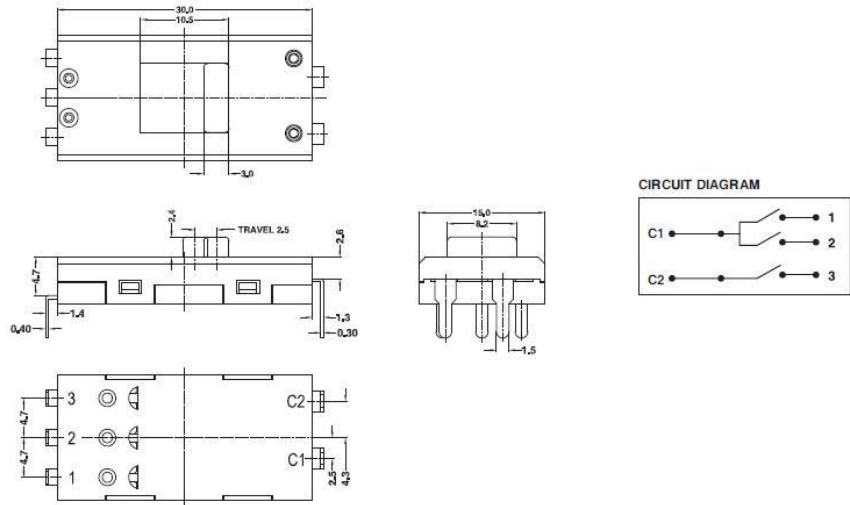
SL-302

Specification:

3(1)A 250VAC
8(2)A 250VAC T8.5



3A	250VAC	T105
6A	125VAC	
6.5A	250VAC	T105
13A	125VAC	
7.5A	250VAC	T105
15A	125VAC	



SL-302

001

S

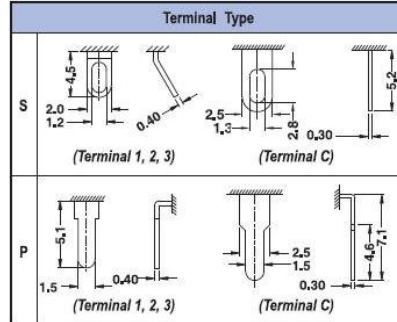
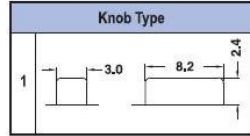
1

P



Circuit
001
101
102
501
502
More

Current
M 8(2)A 250VAC
13A 125VAC
L 8(2)A 250VAC
15A 125VAC



Circuit Options

Circuit 001

POSITION	ELECTRIC CIRCUIT
	C1-1 C1-2 C2-3
1	
2	● ● ●

Circuit 101

POSITION	ELECTRIC CIRCUIT
	C1-1 C1-2 C2-3
1	
2	● ● ●
3	● ● ●

Circuit 102

POSITION	ELECTRIC CIRCUIT
	C1-1 C1-2 C2-3
1	
2	● ● ●
3	● ● ●

Circuit 501

POSITION	ELECTRIC CIRCUIT
	C1-1 C1-2 C2-3
1	
2	● ● ●
3	● ● ●
4	● ● ●

Circuit 502

POSITION	ELECTRIC CIRCUIT
	C1-1 C1-2 C2-3
1	
2	● ● ●
3	● ● ●
4	● ● ●

For more circuit options, please call factory.

SLIDE SWITCH